



FEB. 2022

HUMANGL TRACKER

**Documenting Conflict/Armed Violence
Across Nigeria**

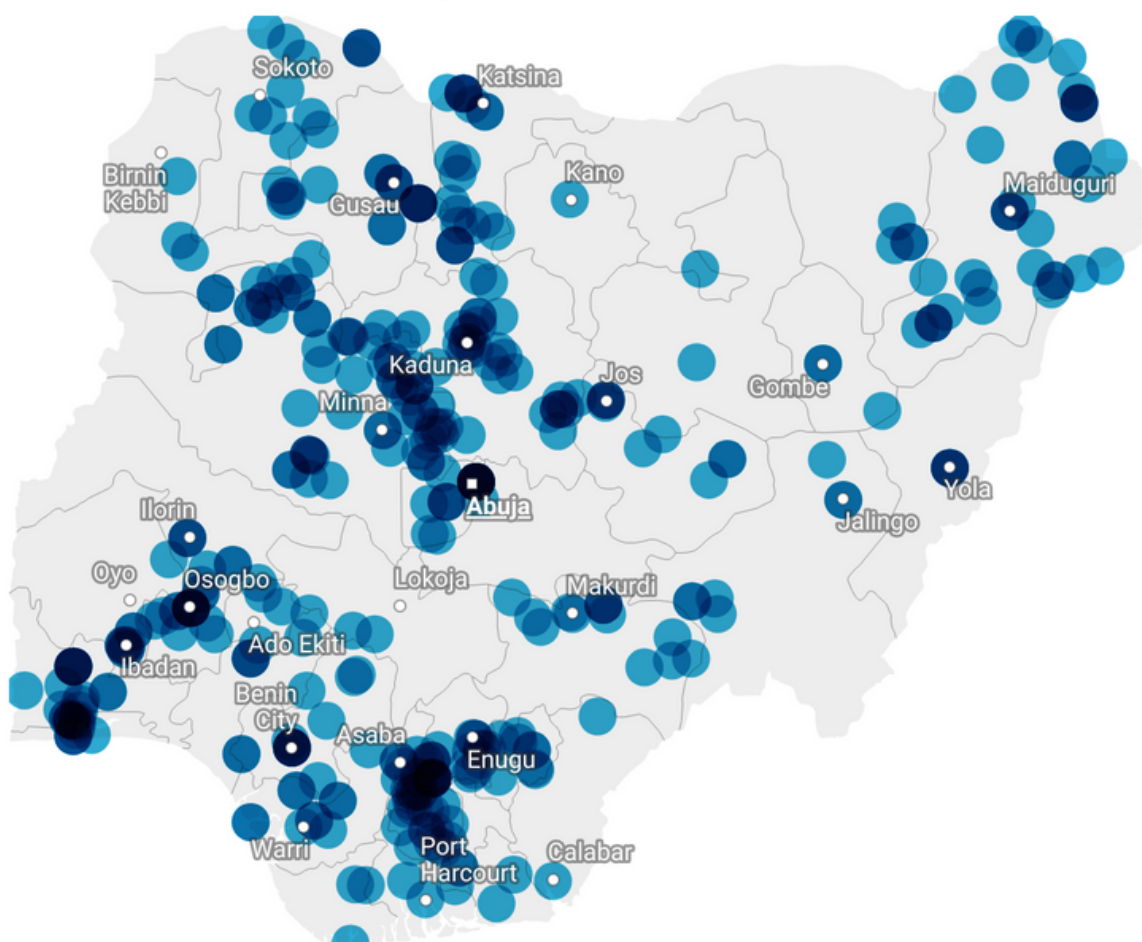


SUMMARY

- The North-central region experienced the highest number of incidents of insecurity in February compared to January when they were concentrated in the Northwest.
- Borno State experienced the highest occurrence of insecurity in February, compared to Kaduna State which had the highest in January.
- Niger State had the highest number of fatalities in February as well as in January.
- There were no school attacks or reported violent incidents in schools in February compared to 4 experienced in January.
- The total number of incidents in February (412) was more than what was reported in January (405).
- However, the number of fatalities in February (823) was less than in January (1,235).



Incidences of Insecurity, Feb. 2022



Map: HumAngle Media • Source: ACLED • Created with Datawrapper

Incidents of Insecurity in Nigeria in February 2022.

In the month of February, the North-central had high cases of insecurity coming mostly from Niger (53) and the FCT (17).

Kaduna (34) and Katsina (20) had the highest incidents of insecurity in the Northwest.

More than half of the insecurity incidents in the Southwest were from Osun (17), Ogun (14), and Lagos (14) and were mostly protests, riots, and violence against civilians.

Violence against civilians and protests were most of the incidents from the Southeast with more than half of these from Anambra (24) and Imo (15).

Most of the cases in the Northeast were from Borno (36) bordering around violence from insurgents and other strategic developments

The South-south region had the least number of insecurity-related incidents.

Number of incidents per geo-political zone

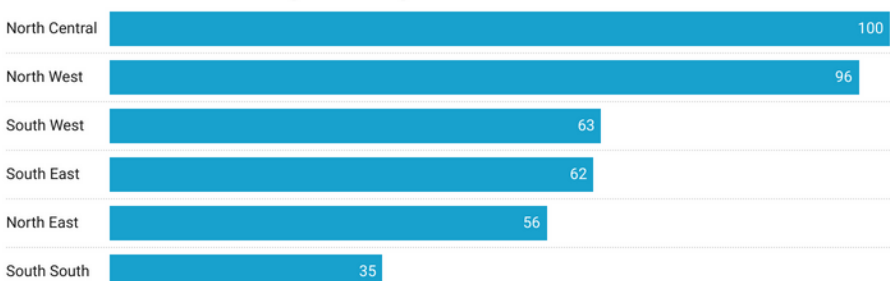
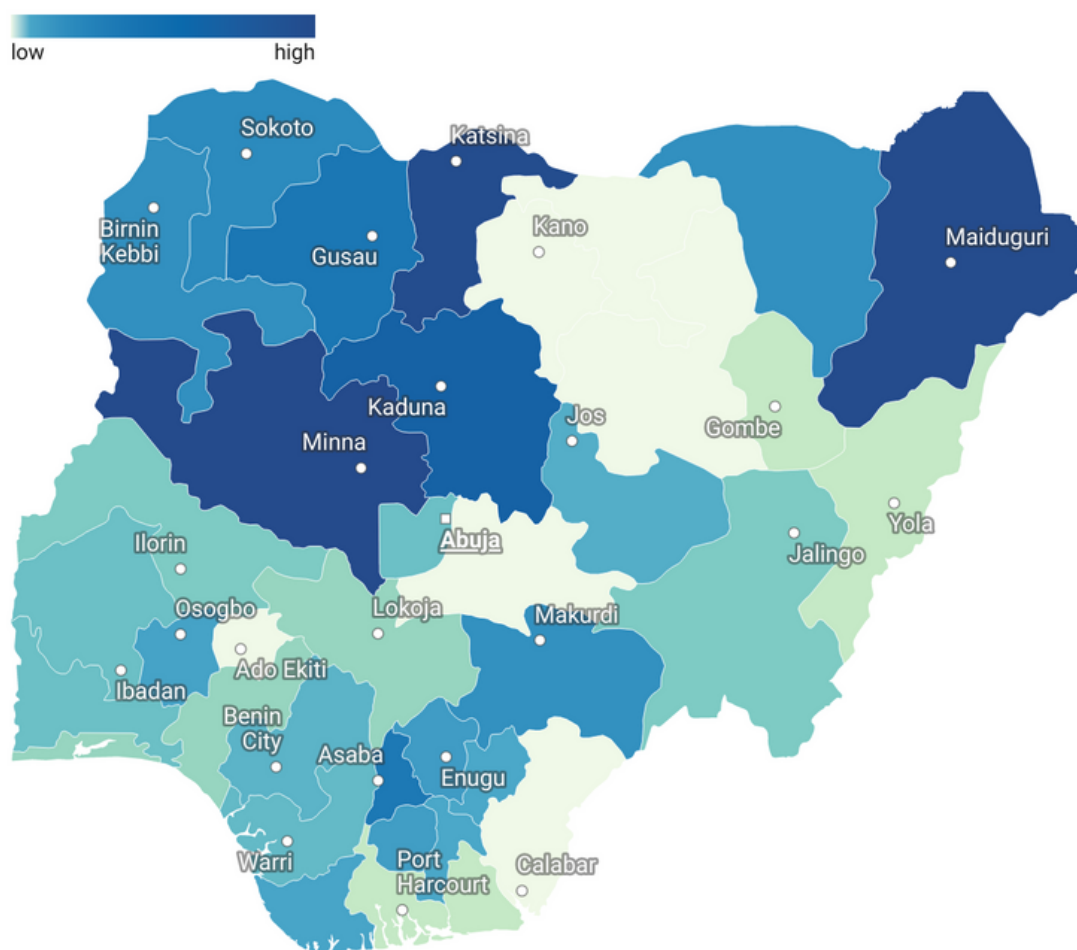


Chart: HumAngle Media • Source: ACLED • Created with Datawrapper

Fatalities as a result of attacks across states, Feb. 2022



Map: HumAngle Media • Source: ACLED • Created with Datawrapper

Fatalities recorded in February 2022.

Based on fatalities as a result of the insecurity incidents, the Northwest (336) had the highest cases of fatalities.

The North-central state of Niger had the highest number of fatalities (417), followed by Borno State (311) in the Northeast and Zamfara State (128), and Kaduna (88) in the Northwest.

The North-central had the highest number of fatalities at 472 followed by the Northeast and Northwest at 361 and 272 respectively. This shows that the North has the highest number of fatalities compared to the South.

Number of fatalities per geo-political zone

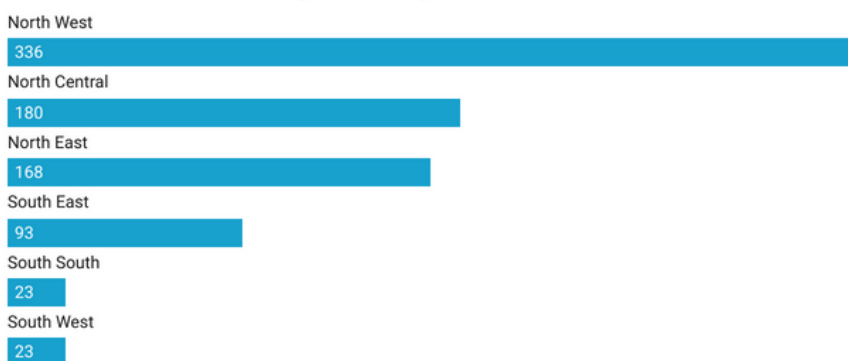


Chart: HumAngle Media • Source: ACLED • Created with Datawrapper

Events of Insecurity, Feb. 2022

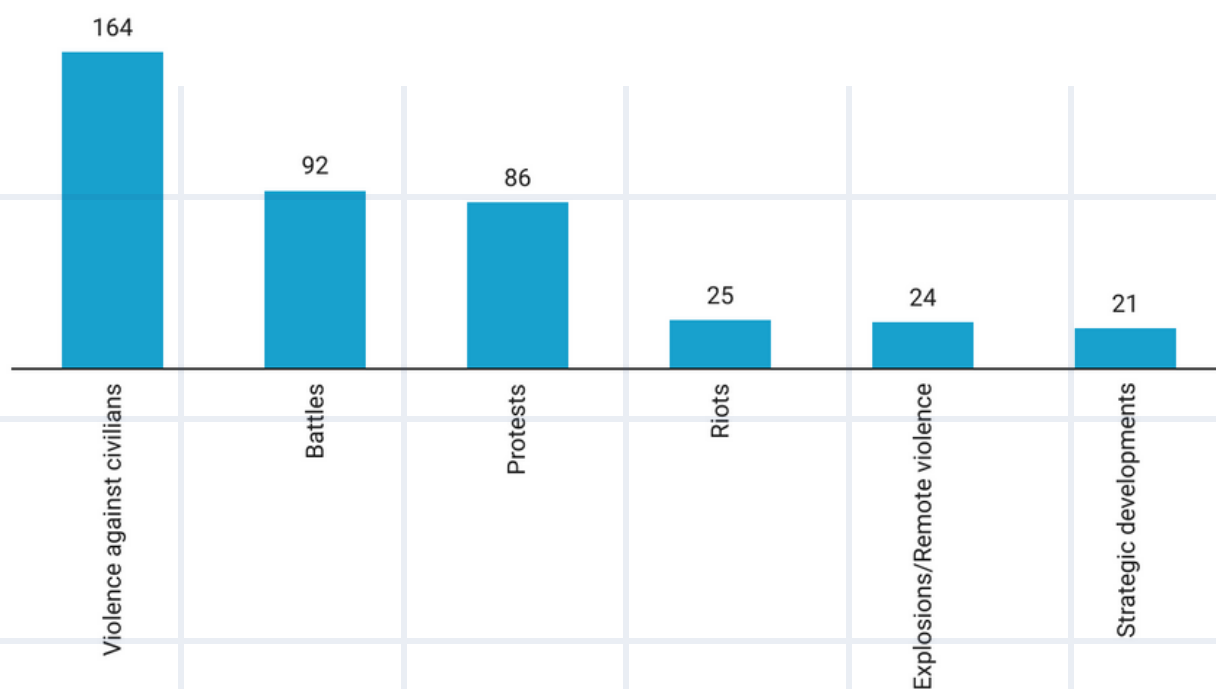


Chart: HumAngle Media • Source: ACLED • Created with Datawrapper

Events through the month of February 2022

Violence against civilians describes any action that inflicts harm on civilians involving violence and also describes when civilians are targeted with any violence by an organised armed actor. In the month of February, this constituted the highest number of insecurity events (164), which included attacks, abduction/forced disappearance, and sexual violence.

Battle describes violent events where organised groups engage in a battle. These include armed clashes, as well as non-state actors, overtaking territory. There were 92 cases of this event through the month of February.

Excessive force against protesters describes when individuals are engaged in a peaceful protest during which there is an attempt to disperse or suppress the protest without serious/lethal injuries being reported or the targeting of protesters with lethal weapons. There were 86 cases of this event in February.

Riots refer to mob violence and violent demonstration and describe when rioters violently interact with other rioters, another armed group, or civilians, outside of demonstrations. They occurred 25 times across the month of February.

Explosions/remote violence describes remote explosive, landmine, artillery, or missile attacks as well as air strikes. These occurred 24 times in the month.

Strategic developments involve disrupted weapons use, looting/property destruction, and change in group/activity. These occurred 19 times through February.

HUMANGLE TRACKER

Compiled by:
Research and Data
Department



HumAngle

www.humanglemedia.com

Supported by:

MacArthur
Foundation